DRAWINGS OF PRODUCTS
产品图样

船用-普环、加大环
Anchor Chain-Common Link
Enlarged Link

系泊-无档环
Mooring Chain-Studless Link

系泊-普环、加大环
Mooring Chain--Common Link
Enlarged Link

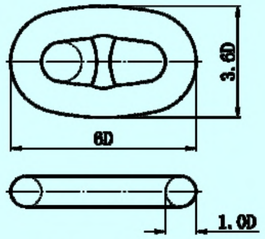

COMMON LINK=C 船用-普环

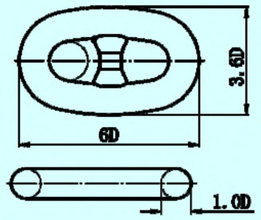

COMMON LINK=C 系泊普环

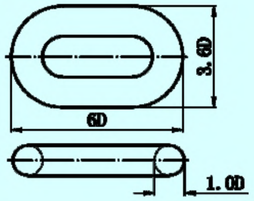

STUDLESS LINK=S 船用无档环

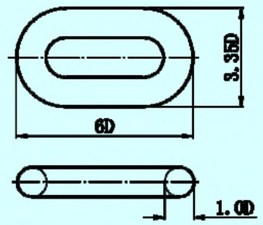

STUDLESS LINK=S 系泊无档

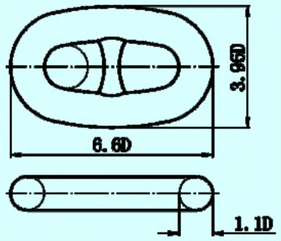

ENLARGED LINK=EL 船用加大环

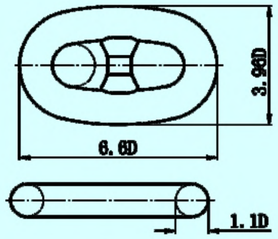

ENLARGED LINK=EL 系泊-加大环

DRAWINGS OF PRODUCTS
产品图样

连接卸扣
Joining Shackle



末端环 船用-无档
End Link

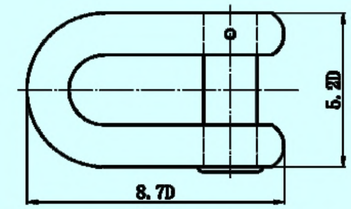

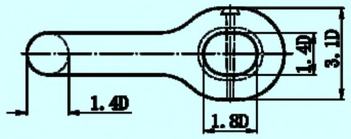

END SHACKLE=E.S 末端卸扣



B型浮筒卸扣
B Type Buoy Schackle

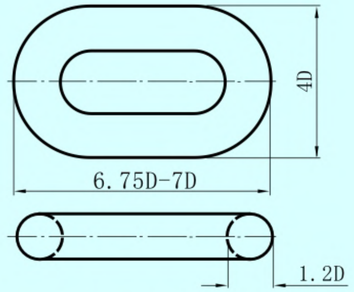

END LINK=E 末端环



A型浮筒卸扣
A Type Buoy Schackle

机械性能 Mechanical Properties

锚链 Anchor Chain						
级别 Grade	屈服强度 Yield Strength (N/mm², min)	抗拉强度 Tensile Strength (N/mm², min)	延伸率 Elongation (%, min)	断面收缩率 Reduction Of Area (%, min)	V型缺口冲击试验 Charpy V-notch	
					试验温度 Test Temperature (C)	平均能量 Impact (J, min)
2	≥295	490~690	≥22	---	0	⩾27
3	≥410	≥690	≥17	≥40	0	≥60
						≥50（焊缝weld）
4	≥490	≥770	≥12	≥50	-20	≥45
						≥33（焊缝weld）

系泊链 Mooring Chain							
级别 Grade	屈服强度 Yield Point (N/mm², min)	抗拉强度 Tensile Strength (N/mm², min)	延伸率 Elongation (%, min)	断面收缩率 Reduction Of Area (%, min)	V型缺口冲击试验 Charpy V-notch		
					试验温度 Test Temperature (C)	平均能量 Impact(J, min)	
						母材 Base Part	焊口 Weld Part
API Spec. 2F(ORQ)	---	641	17	40	0	58	49
					-15	40	36
ABS/RQ3 DNV/NVR3	410	690	17	50	0	60	50
					-20	40	30
ABS/RQ3S DNV/NVR3S	490	770	15	50	0	65	53
					-20	45	33
ABS/RQ4 DNV/NVR4	580	860	12	50	-20	50	36
ABS/R4S DNV/NVR4S	700	960	12	50	-20	56	40
ABS/R5 DNV/NVR5	760	1000	12	50	-20	58	42
R6	900	1100	12	50	-20	60	44

重量 WEIGHT (KG)

链径 Chain Diameter (mm)	有档锚链 Stud Link Chain kg/27.5m	普 环 Common Link	加 大 环 Enlarged Link	末 端 环 End Link	肯特卸扣 Kenter Shackle	连接卸扣 Joining Shackle	末端卸扣 End Shackle	转环 Swivel	A型转环卸扣 Anchor Swivel Shackle A.SW.S(a)	B型转环卸扣 Anchor Swivel Shackle A.SW.S(b)
12.5	105	0.19	0.26	0.26	0.45	0.48	1.1	0.8	6.4	1.8
14	142	0.26	0.39	0.32	0.6	0.67	1.5	1.05	9	2.5
16	175	0.35	0.49	0.57	0.65	0.95	1.52	1.34	14	3.2
17.5	197	0.50	0.66	0.67	0.88	1.34	2.05	1.73	14	4.9
19	245	0.66	0.85	1.06	1.13	1.84	2.41	2.17	17	6.3
20.5	268	0.80	1.02	1.06	1.36	2.2	3.25	2.2	17	7.9
22	324	1.04	1.30	1.58	1.64	2.66	3.95	3.5	22	9.8
24	370	1.30	1.65	1.84	2.13	3.4	5.12	4.53		12.8
26	431	1.64	2.03	2.74	2.58	4.5	6.7	5.79	43	16.2
28	496	2.04	2.48	3.23	3.3	5.19	8.1	7.25		20.3
30	563	2.48	3.58	3.74	4.15	6.32	10	9	98	24.9
32	635	2.98	4.45	4.74	5.06	8.24	11.77	10.03		30.2
34	712	3.54	5.21	5.54	6.01	9.56	14.2	12.75	118	36.3
36	800	4.23	5.99	6.95	6.89	11.31	16.55	14.96		43.1
38	888	4.96	6.15	7.66	8.4	13.45	19.55	17.44		51
40	1033	6.04	8.01	8.2	9.63	15.5	22.8	20.25	128	59
42	1084	6.65	9.04	9.92	11	18.1	26	25.4		68
44	1197	7.73	10.25	11.42	12.45	20.25	29.71	26.6	160	79
46	1310	8.80	11.54	13.92	14.1	23.33	34.3	30.67		90
48	1438	10.06	14.44	15.67	16.7	27.5	38.0	35.0		102
50	1546	11.28	16.06	17.7	19.0	31.6	45.2	40.5	289	115
52	1661	12.68	17.85	18.97	20.3	34.0	50.9	49.5		130
54	1791	14.10	19.60	20.84	23.7	38.5	53.8	50.5	300	145
56	1926	15.66	21.69	23.55	26.7	46.0	63.0	55.0		162
58	2086	17.83	24.0	25.95	27.2	46.8	70.0	64.6	330	180
60	2249	19.90	26.0	28.48	27.7	51.0	77.5	71.3		199
62	2361	21.66	28.63	30.81	35	59.2	86.3	77.7		220
64	2516	23.51	31.13	32.7	38.4	62.7	96.3	83.3	458	242
66	2676	25.98	35.0	38.4	42.3	75	99.6	88.7		265
68	2885	28.60	39.72	39.5	46.0	76.7	102.6	100.0		290
70	3010	31.00	43.33	43.8	48.7	90	126.2	107.8	522	317
73	3274	35.20	48.30	49	53.0	95	138.2	125.6	522	359
76	3548	39.90	53.6	57.1	60.7	107	146	143.8		405
78	3737	43.00	59.6	62.3	65.5	116	164	154	815	438
81	4030	48.60	66.0	67.4	75	130	190	188		491
84	4334	53.50	69.0	74.4	90	136	212	198	1007	547
87	4650	58.90	81.1	84.6	96	160	237	215		608
90	4976	66.35	88.0	91	108	176	245	238	1300	673
92	5199	71.22	97.5	100	114	196	257	252		781
95	5544	78.08	101	109	128	215	300	269		833
97	5780	83.77	107	117	133	222	335	301	1610	842
100	6143	89.03	120	127	146	252	353	330		923
102	6398	95.50	130	134	158	267	378	344		980
105	6773	104.20	139	150	160	294	385	387	1827	1069
107	7033	111.63	148	160	180	305	420	428		1131
111	7569	124.08	161	171	198	325	463	448	2022	1262
114	7983	135.31	168	190	204	345	485	460		1368
117	8409	147.53	177	209	225	365	528	475		1478
120	8863	155.49	204	229	250	400	570	547	2336	1595
122	9143	166.24	218	234	263	425	602	649		1676
124	9399	170.90	228	246	290	465	632	680	2636	1760
127	9830	185.47	244	269	312	499	679	729		1891
130	10300	194.34	264	293	333	536	729	784	2960	2028
132	10620	208.24	270	298	350	561	762	820		2123
137	11439	233.45	298	329	392	627	852	912	3309	2374
142	12289	261.47	333	383	436	698	949	1012	3685	2643
147	13170	297.67	377	419	485	774	1053	1124	4088	2932
152	14081	312.91	416	458	537	856	1164	1238	4520	3242
157	15023	349.37	450	499	591	943	1283	1360	4980	3572
162	15995	390.12	496	542	651	1036	1410	1490	5470	3925

锚链及附件试验负荷 Testing Load Of Anchor Chain And Accessories

公制单位：MS Units

	锚链 ANCHOR CHAIN			
	等级 Grade 2		等级 Grade 3	
	拉力负荷 PL	破断负荷 BL	拉力负荷 PL	破断负荷 BL
	KN	KN	KN	KN
12.5	66	92	92	132
14	82	116	116	165
16	107	150	150	216
17.5	127	179	179	256
19	150	211	211	301
20.5	175	244	244	349
22	200	280	280	401
24	237	332	332	476
26	278	389	389	556
28	321	449	449	642
30	368	514	514	735
32	417	583	583	833
34	468	655	655	937
36	523	732	732	1050
38	581	812	812	1160
40	640	896	896	1280
42	703	981	981	1400
44	769	1080	1080	1540
46	837	1170	1170	1680
48	908	1270	1270	1810
50	981	1370	1370	1960
52	1060	1480	1480	2110
54	1140	1590	1590	2270
56	1220	1710	1710	2430
58	1290	1810	1810	2600
60	1380	1940	1940	2770
62	1470	2060	2060	2940
64	1560	2190	2190	3130
66	1660	2310	2310	3300
68	1750	2450	2450	3500
70	1840	2580	2580	3690
73	1990	2790	2790	3990
76	2150	3010	3010	4300
78	2260	3160	3160	4500
81	2410	3380	3380	4820
84	2580	3610	3610	5160
87	2750	3850	3850	5500
90	2920	4090	4090	5840
92	3040	4260	4260	6080
95	3230	4510	4510	6440
97	3340	4680	4680	6690
100	3530	4940	4940	7060
102	3660	5120	5120	7320
105	3850	5390	5390	7700
107	3980	5570	5570	7960
111	4250	5940	5940	8480
114	4440	6230	6230	8890
117	4650	6510	6510	9300
120	4850	6810	6810	9720
122	5000	7000	7000	9990
124	5140	7200	7200	10280
127	5350	7490	7490	10710
130	5570	7800	7800	11140
132	5720	8000	8000	11420
137	6080	8510	8510	12160
142	6450	9030	9030	12910
147	6840	9560	9560	13660
152	7220	10100	10100	14430
157	7600	10640	10640	15200
162	7990	11180	11180	15980
165				
168				
171				
175				
178				
180				
182				
185				
188				
191				
194				
197				

负荷 LOAD (kN)	Grade 2	Grade 3
拉力负荷 PL	$0.00981d^2(44-0.08d)$	$0.01373d^2(44-0.08d)$
破断负荷 BL	$0.01373d^2(44-0.08d)$	$0.01961d^2(44-0.08d)$

注：所有负荷以公式计算结果为准 The real loading data shall subject to the formula calculation.

锚链及附件试验负荷 Testing Load Of Anchor Chain And Accessories

英制单位：US Units

链径 Diameter Of Chain	锚链 ANCHOR CHAIN			
	等级 Grade 2		等级 Grade 3	
	拉力负荷 PL	破断负荷 BL	拉力负荷 PL	破断负荷 BL
Inch	lbf	lbf	lbf	lbf
9/16	19300	27000	27000	38600
5/8	23700	33200	33200	47500
11/16	28600	40100	40100	57300
3/4	34000	47600	47600	68000
13/16	39800	55700	55700	79500
7/8	46000	64400	64400	91800
15/16	52600	73700	73700	105000
1	59700	83600	83600	119500
1 1/16	67200	94100	94100	135000
1 1/8	75000	105000	105000	150000
1 3/16	83400	116500	116500	167000
1 1/4	92200	129000	129000	184000
1 5/16	101500	142000	142000	203000
1 3/8	111000	155000	155000	222000
1 7/16	120500	169000	169000	241000
1 1/2	131000	183500	183500	262000
1 9/16	142000	198500	198500	284000
1 5/8	153000	214000	214000	306000
1 11/16	166500	229000	229000	327000
1 3/4	176000	247000	247000	352000
1 13/16	188500	264000	264000	377000
1 7/8	201000	281000	281000	402000
1 15/16	214000	299000	299000	427000
2	227000	318000	318000	454000
2 1/16	241000	337000	337000	482000
2 1/8	255000	357000	357000	510000
2 3/16	269000	377000	377000	538000
2 1/4	284000	396000	396000	570000
2 5/16	299000	418000	418000	598000
2 3/8	314000	440000	440000	628000
2 7/16	330000	462000	462000	660000
2 1/2	346000	484000	484000	692000
2 9/16	363000	507000	507000	726000
2 5/8	379000	530000	530000	758000
2 11/16	396000	554000	554000	792000
2 3/4	413000	578000	578000	826000
2 13/16	431000	603000	603000	861000
2 7/8	449000	628000	628000	897000
2 15/16	467000	654000	654000	934000

注：所有负荷以公式计算结果为准 The real loading data shall subject to the formula calculation.

锚链及附件试验负荷 Testing Load Of Anchor Chain And Accessories

英制单位：US Units

链径 Diameter Of Chain	锚链 ANCHOR CHAIN			
	等级 Grade 2		等级 Grade 3	
	拉力负荷 PL	破断负荷 BL	拉力负荷 PL	破断负荷 BL
Inch	lbf	lbf	lbf	lbf
3	485000	679000	679000	970000
3 1/16	504000	705000	705000	1008000
3 1/8	523000	732000	732000	1046000
3 3/16	542000	759000	759000	1084000
3 1/4	562000	787000	787000	1124000
3 5/16	582000	814000	814000	1163000
3 3/8	602000	843000	843000	1204000
3 7/16	622000	871000	871000	1244000
3 1/2	643000	900000	900000	1285000
3 9/16	664000	929000	929000	1327000
3 5/8	685000	958000	958000	1369000
3 3/4	728000	1019000	1019000	1455000
3 7/8	772000	1080000	1080000	1543000
3 15/16	794000	1111000	1111000	1587000
4	816000	1143000	1143000	1632000
4 1/8	862000	1207000	1207000	1724000
4 1/4	908000	1272000	1272000	1817000
4 3/8	956000	1338000	1338000	1911000
4 1/2	1004000	1405000	1405000	2008000
4 5/8	1053000	1474000	1474000	2105000
4 3/4	1102000	1543000	1543000	2204000
4 7/8	1153000	1613000	1613000	2305000
5	1203000	1685000	1685000	2407000
5 1/8	1255000	1757000	1757000	2509000
5 1/4	1306000	1829000	1829000	2613000
5 3/8	1359000	1903000	1903000	2718000
5 1/2	1412000	1977000	1977000	2824000
5 5/8	1466000	2052000	2052000	2932000
5 3/4	1520000	2128000	2128000	3039000
5 7/8	1573700	2203400	2203400	3147300
6	1629000	2280000	2280000	3257000
6 1/8	1684000	2357000	2357000	3367000
6 1/4	1738700	2434400	2434400	3477300
6 3/8	1795000	2512000	2512000	3589000

6 1/2	负荷 LOAD (kN)	Grade 2	Grade 3
6 5/8			
6 3/4			
6 7/8			
7	拉力负荷 PL	1422 d^2 (44-2.032d)	1991 d^2 (44-2.032d)
7 1/8			
7 1/4			
7 3/8			
7 1/2	破断负荷 BL	1991 d^2 (44-2.032d)	2844 d^2 (44-2.032d)
7 5/8			
7 3/4			
7 7/8			

注：所有负荷以公式计算结果为准 The real loading data shall subject to the formula calculation.

系泊链及附件试验负荷 Testing Load Of Mooring Chain And Accessories

公制单位：MS Units

链径 Diameter Of Chain	系泊链 MOORING CHAIN													
	C/EL/E/S		C/EL/E	S	C/EL/E/S	C/EL/E	S	C/EL/E/S	C/EL/E	S	C/EL/E/S	C/EL/E	S	C/EL/E/S
	RQ3		R3S			R4			R4S			R5		
	拉力负荷 PL	破断负荷 BL	拉力负荷 PL	拉力负荷 PL	破断负荷 BL	拉力负荷 PL	拉力负荷 PL	破断负荷 BL	拉力负荷 PL	拉力负荷 PL	破断负荷 BL	拉力负荷 PL	拉力负荷 PL	破断负荷 BL
mm	KN	KN	KN	KN	KN	KN	KN	KN	KN	KN	KN	KN	KN	KN
50	1560	2230	1800	1740	2490	2160	1920	2740	2400	2130	3040	2510	2230	3200
52	1681	2403	1940	1875	2683	2327	2069	2952	2586	2295	3275	2704	2403	3448
54	1806	2581	2083	2014	2882	2500	2222	3171	2777	2465	3518	2905	2581	3703
56	1934	2764	2231	2157	3086	2677	2380	3396	2975	2640	3768	3111	2764	3966
58	2066	2953	2384	2304	3297	2860	2543	3628	3178	2821	4026	3324	2953	4238
60	2202	3147	2541	2456	3514	3049	2710	3867	3387	3006	4291	3543	3147	4516
62	2342	3347	2702	2612	3737	3242	2882	4112	3602	3197	4563	3767	3347	4803
64	2485	3552	2867	2771	3966	3440	3058	4364	3823	3393	4842	3998	3552	5097
66	2632	3762	3036	2935	4200	3644	3239	4622	4048	3593	5128	4234	3762	5398
68	2782	3977	3210	3103	4440	3852	3424	4886	4280	3798	5421	4476	3977	5706
70	2936	4196	3387	3274	4686	4065	3613	5156	4516	4008	5721	4723	4196	6022
73	3173	4535	3661	3539	5064	4393	3905	5572	4881	4332	6182	5105	4535	6508
76	3417	4885	3943	3812	5454	4731	4206	6002	5257	4666	6659	5498	4885	7009
78	3584	5123	4136	3998	5721	4963	4411	6295	5514	4894	6984	5767	5124	7352
81	3841	5490	4432	4284	6130	5318	4727	6746	5909	5244	7484	6179	5490	7878
84	4104	5866	4735	4578	6550	5682	5051	7208	6314	5603	7997	6603	5866	8418
87	4374	6252	5047	4879	6981	6056	5383	7682	6729	5972	8523	7037	6252	8972
90	4651	6648	5366	5187	7423	6439	5724	8168	7154	6350	9062	7482	6648	9539
92	4838	6916	5583	5397	7723	6699	5955	8498	7443	6606	9428	7785	6916	9924
95	5125	7326	5914	5717	8180	7096	6308	9002	7885	6998	9987	8246	7326	10513
97	5320	7604	6138	5934	8491	7366	6547	9343	8184	7263	10366	8559	7604	10912
100	5616	8028	6480	6264	8964	7776	6912	9864	8640	7668	10944	9036	8028	11520
102	5817	8316	6712	6489	9285	8055	7160	10217	8950	7943	11336	9360	8316	11933
105	6123	8753	7065	6830	9774	8478	7536	10755	9420	8361	11932	9852	8753	12560
107	6330	9049	7304	7061	10104	8765	7791	11118	9739	8643	12335	10185	9049	12985
111	6751	9650	7789	7530	10775	9347	8309	11857	10386	9217	13155	10862	9650	13847
114	7072	10109	8160	7888	11288	9792	8704	12421	10880	9656	13781	11378	10109	14506
117	7398	10575	8536	8251	11808	10243	9105	12993	11381	10101	14416	11903	10575	15174
120	7728	11047	8917	8620	12335	10700	9511	13573	11889	10552	15059	12434	11047	15852
122	7951	11365	9174	8868	12690	11008	9785	13964	12232	10856	15493	12792	11365	16309
124	8175	11686	9433	9118	13048	11319	10062	14358	12577	11162	15931	13153	11686	16769
127	8515	12172	9825	9498	13591	11790	10480	14956	13100	11626	16593	13700	12172	17466
130	8859	12663	10222	9881	14140	12266	10903	15559	13629	12095	17263	14253	12663	18171
132	9090	12994	10488	10139	14509	12586	11188	15965	13984	12411	17713	14625	12994	18646
137	9674	13829	11163	10791	15442	13395	11907	16992	14884	13209	18852	15566	13829	19845
142	10268	14677	11847	11452	16388	14217	12637	18034	15796	14019	20008	16520	14677	21061
147	10869	15536	12541	12123	17348	15049	13377	19089	16721	14840	21179	17487	15536	22294
152	11476	16405	13242	12800	18318	15890	14125	20157	17656	15669	22364	18465	16405	23541
157	12090	17282	13950	13485	19297	16740	14880	21234	18600	16507	23559	19452	17282	24799
162	12708	18166	14664	14175	20284	17596	15641	22321	19551	17352	24765	20447	18166	26068
165	13082	18700	15094	14591	20880	18113	16100	22976	20125	17861	25492	21048	18700	26833
168	13456	19235	15526	15008	21477	18631	16561	23634	20701	18372	26221	21650	19235	27601
171	13831	19771	15959	15427	22076	19151	17023	24293	21279	18885	26953	22254	19771	28371
175	14333	20489	16538	15987	22877	19845	17640	25174	22050	19570	27930	23061	20489	29400
178	14710	21027	16973	16407	23479	20367	18104	25836	22630	20085	28665	23668	21027	30174
180	14961	21387	17263	16688	23881	20716	18414	26278	23017	20428	29155	24072	21387	30690

182	负荷 LOAD (kN)	R3有档 STUD CHAIN	R3S有档 STUD CHAIN	R4有档 STUD CHAIN	R4S有档 STUD CHAIN	R5有档 STUD CHAIN
185	拉力负荷 PL	0.0156 d^2 (44-0.08d)	0.0180 d^2 (44-0.08d)	0.0216 d^2 (44-0.08d)	0.0240 d^2 (44-0.08d)	0.0251 d^2 (44-0.08d)
188	破断负荷 BL	0.0223 d^2 (44-0.08d)	0.0249 d^2 (44-0.08d)	0.0274 d^2 (44-0.08d)	0.0304 d^2 (44-0.08d)	0.0320 d^2 (44-0.08d)
191	负荷 LOAD (kN)	R3无档 STUDLESS CHAIN	R3S无档 STUDLESS CHAIN	R4无档 STUDLESS CHAIN	R4S无档 STUDLESS CHAIN	R5无档 STUDLESS CHAIN
194	拉力负荷 PL	0.0156 d^2 (44-0.08d)	0.0174 d^2 (44-0.08d)	0.0192 d^2 (44-0.08d)	0.0213 d^2 (44-0.08d)	0.0223 d^2 (44-0.08d)
197	破断负荷 BL	0.0223 d^2 (44-0.08d)	0.0249 d^2 (44-0.08d)	0.0274 d^2 (44-0.08d)	0.0304 d^2 (44-0.08d)	0.0320 d^2 (44-0.08d)
200						

注：本负荷表参照“DNV”规范，所有负荷以公式计算结果为准

The data sheet refer to the DNV specification version，and the real loading data shall subject to the formulation.

系泊链及附件试验负荷 Testing Load Of Mooring Chain And Accessories

英制单位：US Units

链径 Diameter Of Chain	系泊链 MOORING CHAIN													
	C/EL/E/S		C/EL/E	S	C/EL/E/S	C/EL/E	S	C/EL/E/S	C/EL/E	S	C/EL/E/S	C/EL/E	S	C/EL/E/S
	RQ3		R3S			R4			R4S			R5		
	拉力负荷 PL	破断负荷 BL	拉力负荷 PL	拉力负荷 PL	破断负荷 BL	拉力负荷 PL	拉力负荷 PL	破断负荷 BL	拉力负荷 PL	拉力负荷 PL	破断负荷 BL	拉力负荷 PL	拉力负荷 PL	破断负荷 BL
Inch	lbf	lbf	lbf	lbf	lbf	lbf	lbf	lbf	lbf	lbf	lbf	lbf	lbf	lbf
1 3/8	176222	252101	203333	196867	281238	243454	216888	309829	271266	240805	343640	283731	252101	361714
1 7/16	192012	274691	221553	214507	306439	265269	236323	337592	295573	262383	374432	309155	274691	394126
1 1/2	208426	298172	240491	232843	332633	287944	256524	366449	320839	284811	406439	335582	298172	427816
1 9/16	225455	322534	260140	251868	359811	311471	277483	396390	347053	308082	439647	363000	322534	462770
1 5/8	243093	347767	280492	271573	387961	335838	299192	427401	374205	332185	474043	391400	347767	498975
1 11/16	261334	373863	301540	291951	417072	361039	321642	459472	402284	357111	509613	420769	373863	536417
1 3/4	280171	400811	323274	312994	447134	387062	344826	492591	431280	382851	546346	451098	400811	575081
1 13/16	299597	428601	345689	334696	478136	413899	368735	526745	461183	409396	584227	482375	428601	614955
1 7/8	319605	457225	368775	357048	510068	441541	393360	561923	491983	436737	623244	514589	457225	656024
1 15/16	340189	486671	392526	380043	542918	469978	418694	598112	523668	464864	663383	547731	486671	698274
2	361341	516932	416932	403674	576676	499200	444728	635302	556229	493769	704631	581788	516932	741692
2 1/16	383056	547997	441988	427932	611331	529200	471454	673481	589655	523442	746976	616750	547997	786264
2 1/8	405326	579856	467684	452811	646873	559966	498863	712635	623937	553874	790403	652607	579856	831975
2 3/16	428145	612500	494013	478303	683290	591491	526947	752755	659063	585055	834901	689347	612500	878813
2 1/4	451505	645920	520968	504400	720572	623764	555699	793827	695022	616977	880455	726959	645920	926763
2 5/16	475401	680105	548540	531096	758708	656776	585109	835840	731806	649631	927053	765433	680105	975812
2 3/8	499825	715046	576721	558381	797687	690519	615169	878782	769404	683006	974681	804758	715046	1025945
2 7/16	524771	750733	605505	586150	837499	724982	645872	922641	807804	717094	1023326	844923	750733	1077149
2 1/2	550232	787157	634883	614693	878133	760157	677208	967406	846997	751886	1072976	885917	787157	1129410
2 9/16	576201	824309	664847	643705	919578	796034	709170	1013064	886972	787373	1123617	927729	824309	1182715
2 5/8	602672	862177	695390	673276	961823	832603	741750	1059604	927720	823545	1175236	970349	862177	1237048
2 11/16	629637	900754	726504	703401	1004858	869857	774938	1107014	969229	860393	1227820	1013766	900754	1292398
2 3/4	657091	940029	758181	734071	1048672	907784	808727	1155282	1011489	897907	1281355	1057968	940029	1348749
2 13/16	685025	979992	790414	765278	1093254	946377	843108	1204397	1054491	936080	1335829	1102945	979992	1406088
2 7/8	713435	1020634	823194	797016	1138593	985625	878073	1254345	1098222	974901	1391229	1148686	1020634	1464401
2 15/16	742312	1061945	856514	829276	1184680	1025519	913614	1305116	1142674	1014361	1447540	1195181	1061945	1523675
3	771650	1103917	890365	862051	1231501	1066050	949723	1356698	1187836	1054452	1504751	1242418	1103917	1583895
3 1/16	801443	1146538	924742	895334	1279049	1107210	986391	1409079	1233697	1095163	1562848	1290386	1146538	1645048
3 1/8	831683	1189799	959634	929117	1327310	1148987	1023610	1462247	1280248	1136486	1621818	1339076	1189799	1707119
3 3/16	862364	1233692	995036	963393	1376275	1191374	1061371	1516190	1327477	1178412	1681648	1388475	1233692	1770096
3 1/4	893480	1278205	1030938	998153	1425933	1234361	1099667	1570897	1375374	1220931	1742325	1438573	1278205	1833963
3 5/16	925023	1323330	1067334	1033392	1476274	1277938	1138489	1626355	1423929	1264034	1803835	1489360	1323330	1898709
3 3/8	956986	1369057	1104215	1069100	1527285	1322096	1177829	1682552	1473132	1307712	1866165	1540824	1369057	1964317
3 7/16	989364	1415376	1141573	1105271	1578958	1366826	1217678	1739478	1522973	1351955	1929303	1592954	1415376	2030776
3 1/2	1022149	1462278	1179402	1141896	1631280	1412119	1258029	1797119	1573440	1396755	1993234	1645740	1462278	2098070
3 9/16	1055334	1509752	1217693	1178969	1684242	1457965	1298872	1855465	1624523	1442103	2057947	1699171	1509752	2166187

注：本负荷表参照“DNV”规范，所有负荷以公式计算结果为准

The data sheet refer to the DNV specification，and the real loading data shall subject to the formulation.

系泊链及附件试验负荷 Testing Load Of Mooring Chain And Accessories

英制单位：US Units

链径 Diameter Of Chain	系泊链 MOORING CHAIN													
	C/EL/E/S		C/EL/E	S	C/EL/E/S	C/EL/E	S	C/EL/E/S	C/EL/E	S	C/EL/E/S	C/EL/E	S	C/EL/E/S
	RQ3		R3S			R4			R4S			R5		
	拉力负荷 PL	破断负荷 BL	拉力负荷 PL	拉力负荷 PL	破断负荷 BL	拉力负荷 PL	拉力负荷 PL	破断负荷 BL	拉力负荷 PL	拉力负荷 PL	破断负荷 BL	拉力负荷 PL	拉力负荷 PL	破断负荷 BL
Inch	lbf	lbf	lbf	lbf	lbf	lbf	lbf	lbf	lbf	lbf	lbf	lbf	lbf	lbf
3 5/8	1088913	1557790	1256438	1216482	1737832	1504356	1340200	1914503	1676213	1487988	2123428	1753236	1557790	2235111
3 3/4	1157226	1655518	1335260	1292798	1846854	1598731	1424277	2034609	1781370	1581337	2256641	1863225	1655518	2375330
3 7/8	1227033	1755383	1415807	1370783	1958261	1695171	1510194	2157342	1888827	1676727	2392767	1975620	1755383	2518617
3 15/16	1262480	1806093	1456707	1410383	2014832	1744142	1553821	2219664	1943392	1725165	2461890	2032692	1806093	2591375
4	1298280	1857309	1498015	1450377	2071967	1793600	1597883	2282608	1998501	1774086	2531703	2090334	1857309	2664860
4 1/8	1370914	1961219	1581824	1531521	2187886	1893946	1687279	2410311	2110310	1873340	2673342	2207280	1961219	2813949
4 1/4	1444881	2067035	1667170	1614153	2305932	1996133	1778315	2540358	2224171	1974415	2817581	2326373	2067035	2965774
4 3/8	1520126	2174681	1753992	1698214	2426019	2100086	1870925	2672653	2340000	2077237	2964313	2447524	2174681	3120223
4 1/2	1596597	2284079	1842227	1783643	2548061	2205732	1965042	2807102	2457714	2181733	3113434	2570648	2284079	3277188
4 5/8	1674239	2395153	1931814	1870381	2671972	2312996	2060602	2943610	2577232	2287830	3264839	2695657	2395153	3436556
4 3/4	1752998	2507825	2022690	1958367	2797667	2421803	2157536	3082083	2698470	2395454	3418423	2822466	2507825	3598218
4 7/8	1832820	2622019	2114793	2047541	2925058	2532079	2255779	3222425	2821344	2504530	3574080	2950986	2622019	3762062
5	1913652	2737656	2208060	2137842	3054060	2643750	2355264	3364542	2945772	2614986	3731706	3081132	2737656	3927978
5 1/8	1995440	2854661	2302431	2229212	3184588	2756742	2455926	3508340	3071672	2726749	3891196	3212817	2854661	4095857
5 1/4	2078130	2972957	2397842	2321589	3316555	2870979	2557698	3653723	3198960	2839743	4052445	3345954	2972957	4265586
5 3/8	2161667	3092465	2494232	2414913	3449876	2986388	2660514	3800597	3327553	2953896	4215347	3480456	3092465	4437056
5 1/2	2245999	3213109	2591537	2509125	3584463	3102894	2764306	3948867	3457369	3069135	4379797	3616237	3213109	4610156
5 5/8	2331071	3334812	2689697	2604163	3720232	3220423	2869010	4098439	3588324	3185385	4545691	3753210	3334812	4784775
5 3/4	2416829	3457497	2788649	2699968	3857097	3338900	2974559	4249217	3720336	3302572	4712924	3891287	3457497	4960803
5 7/8	2503220	3581087	2888331	2796480	3994971	3458250	3080886	4401108	3853321	3420625	4881389	4030383	3581087	5138130
6	2590190	3705505	2988680	2893638	4133768	3578400	3187925	4554015	3987197	3539468	5050984	4170411	3705505	5316644
6 1/8	2677684	3830674	3089635	2991382	4273403	3699276	3295611	4707846	4121881	3659027	5221601	4311284	3830674	5496235
6 1/4	2765649	3956516	3191133	3089653	4413790	3820801	3403875	4862504	4257290	3779231	5393137	4452915	3956516	5676793
6 3/8	2854031	4082955	3293113	3188389	4554842	3942903	3512654	5017896	4393340	3900004	5565486	4595217	4082955	5858208
6 1/2	2942776	4209913	3395511	3287531	4696473	4065506	3621878	5173926	4529950	4021274	5738543	4738104	4209913	6040367
6 5/8	3031831	4337314	3498266	3387019	4838598	4188537	3731484	5330500	4667036	4142966	5912204	4881489	4337314	6223161
6 3/4	3121141	4465081	3601316	3486792	4981131	4311921	3841404	5487523	4804515	4265007	6086363	5025258	4465081	6406480
6 7/8	3210653	4593135	3704599	3586790	5123986	4435583	3951573	5644901	4942305	4387324	6260915	5169406	4593135	6590213
7	3300312	4721402	3808053	3686954	5267077	4559450	4061923	5802538	5080322	4509843	6435755	5313765	4721402	6774248

有档系泊链 STUD LINKS OF MOORING CHAIN 英制单位：US Units

负荷 (lbs)	R3有档	R3S有档	R4有档	R4S有档	R5有档
拉力负荷 PL	2262 d^2 (44-2.032d)	2610 d^2 (44-2.032d)	3125 d^2 (44-2.032d)	3482d^2 (44-2.032d)	3642d^2 (44-2.032d)
破断负荷 BL	3236 d^2 (44-2.032d)	3610 d^2 (44-2.032d)	3977 d^2 (44-2.032d)	4411d^2 (44-2.032d)	4643d^2 (44-2.032d)

无档链 STUDLESS LINKS

负荷 (lbs)	R3无档	R3S无档	R4无档	R4S无档	R5S无档
拉力负荷 PL	2262 d^2 (44-2.032d)	2527 d^2 (44-2.032d)	2784 d^2 (44-2.032d)	3091d^2 (44-2.032d)	3236d^2 (44-2.032d)
破断负荷 BL	3236 d^2 (44-2.032d)	3610 d^2 (44-2.032d)	3977 d^2 (44-2.032d)	4411d^2 (44-2.032d)	4643d^2 (44-2.032d)

注：本负荷表参照“DNV”规范，所有负荷以公式计算结果为准

The data sheet refer to the DNV specification，and the real loading data shall subject to the formulation.

锚端和末端的连接形式（K.S） Joining Forms(K.S)to Anchor and Locker Ends

01a Anchor chain all common links

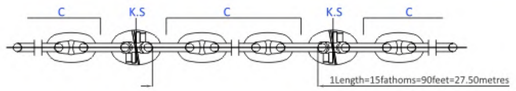

02a Anchor chain length with EL and E both ends

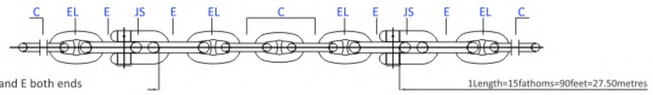

03a Anchor chain length all studless links

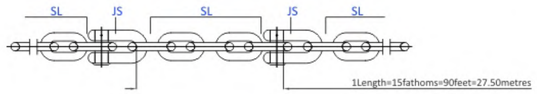

04a Anchor chain length with EL and E one end

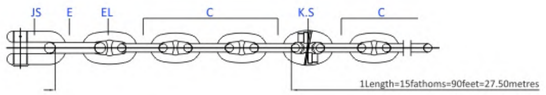

05sc Swivel chain length with E one end

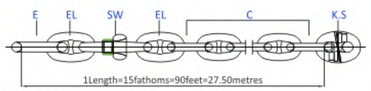

06sc

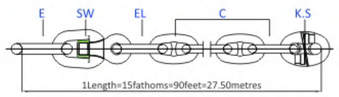

07sc Swivel chain length with E both ends

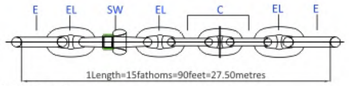

08sc

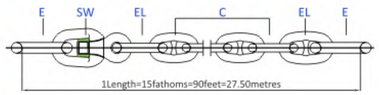

09sc

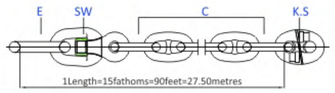

10sc

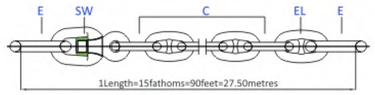

11sc Swivel chain length with E one end

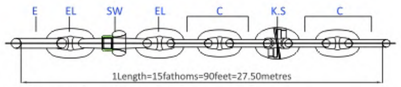

12sc

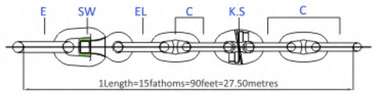

13sf

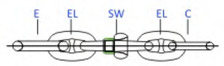

14sf

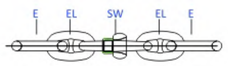

15sf

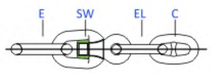

16sf

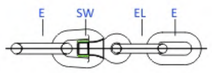

17sf

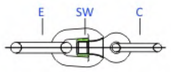

18sf

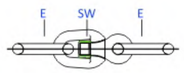

19ta

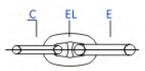

20ta

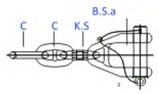

21ta

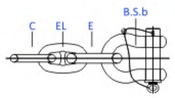

锚端和末端的连接形式（K.S） Joining Forms(K.S)to Anchor and Locker Ends

A1

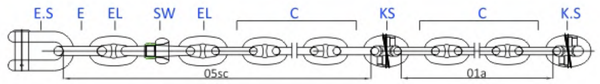

A2

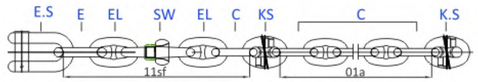

A3

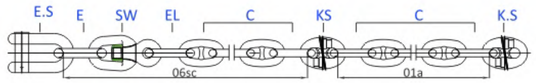

A4

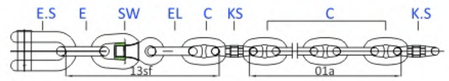

A5

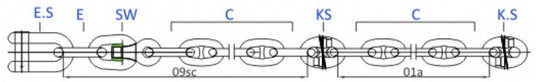

A6

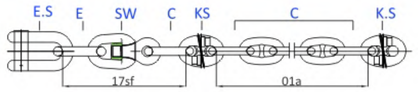

A7

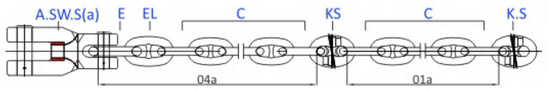

A8

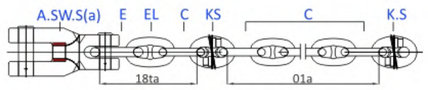

A9

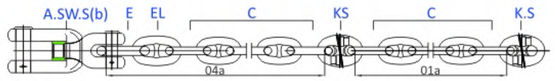

A10

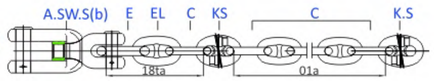

A11

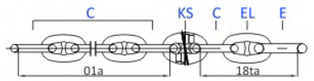

A12

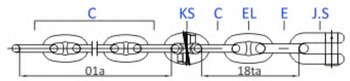

A14

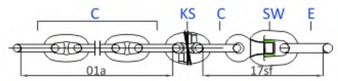

A13

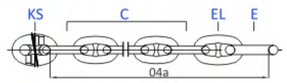

A15

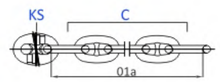

锚端和末端的连接形式（J.S）　Joining Forms(J.S)to Anchor and Locker Ends

B1

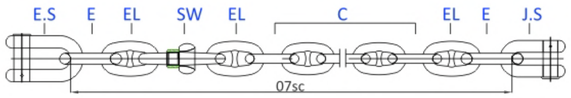

B2

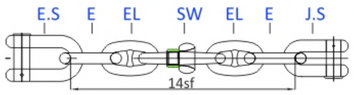

B3

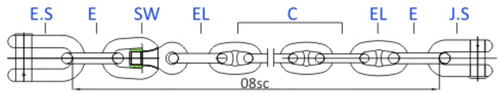

B4

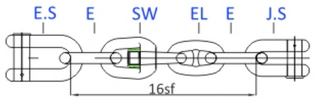

B5

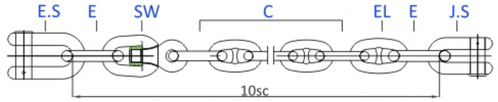

B6

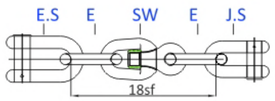

B7

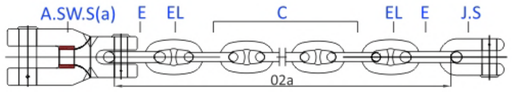

B8

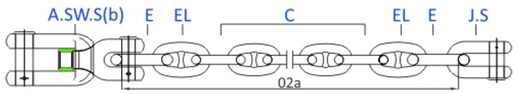

B9

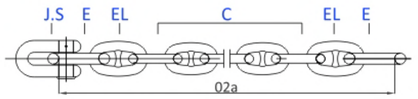

B9

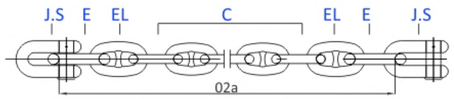

B10

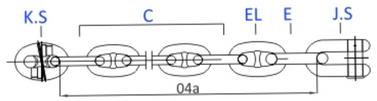

摩擦链　Chafe Chain=CC

22CC

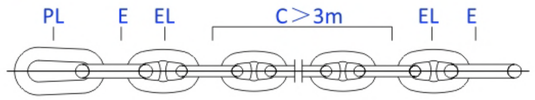

23CC

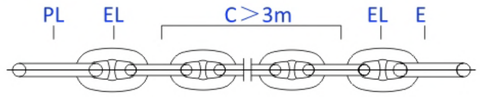

24CC

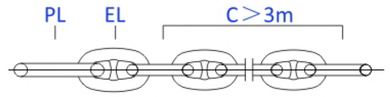

25CC

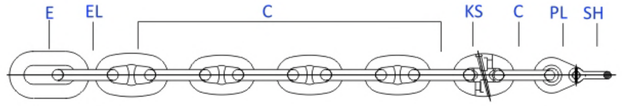

26CC

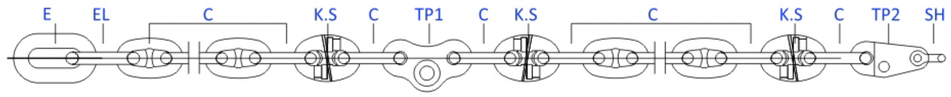

肯特卸扣 KENTER SHACKLE

MK01

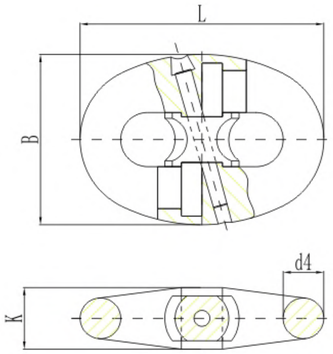



产品规格表1 Product Specification Table 1

d =nominal diameter of common link (mm)

d	d4	B	K	L	d	d4	B	K	L
50	50	210	76	300	97	97	407	147	582
52	52	218	79	312	100	100	420	152	600
54	54	227	82	324	102	102	428	155	612
56	56	235	85	336	105	105	441	160	630
58	58	244	88	348	107	107	449	163	642
60	60	252	91	360	111	111	466	169	666
62	62	260	94	372	114	114	479	173	684
64	64	269	97	384	117	117	491	178	702
66	66	277	100	396	120	120	504	182	720
68	68	286	103	408	122	122	512	185	732
70	70	294	106	420	124	124	521	188	744
73	73	307	111	438	127	127	533	193	762
76	76	319	115	456	130	130	546	198	780
78	78	328	119	468	132	132	554	201	792
81	81	340	123	486	137	137	575	208	822
84	84	353	128	504	142	142	596	216	852
87	87	365	132	522	147	147	617	223	882
90	90	378	137	540	152	152	638	231	912
92	92	386	140	552	157	157	659	239	942
95	95	399	144	570	162	162	680	246	972

Note * Testing load sees "Testing Load Table"
注*试验负荷见"试验负荷表"

薄型肯特 SLIM KENTER SHACKLE

MK02

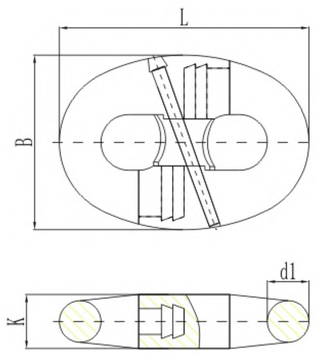



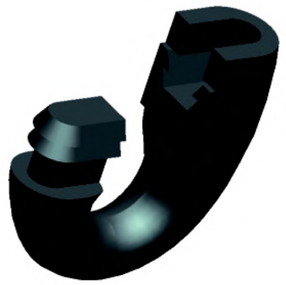

产品规格表2 Product Specification Table 2

d =nominal diameter of common link (mm)

d	d1	B	K	L	d	d1	B	K	L
50	50	210	65	300	97	97	407	126	582
52	52	218	68	312	100	100	420	130	600
54	54	227	70	324	102	102	428	133	612
56	56	235	73	336	105	105	441	137	630
58	58	244	75	348	107	107	449	139	642
60	60	252	78	360	111	111	466	144	666
62	62	260	81	372	114	114	479	148	684
64	64	269	83	384	117	117	491	152	702
66	66	277	86	396	120	120	504	156	720
68	68	286	88	408	122	122	512	159	732
70	70	294	91	420	124	124	521	161	744
73	73	307	95	438	127	127	533	165	762
76	76	319	99	456	130	130	546	169	780
78	78	328	101	468	132	132	554	172	792
81	81	340	105	486	137	137	575	178	822
84	84	353	109	504	142	142	596	185	852
87	87	365	113	522	147	147	617	191	882
90	90	378	117	540	152	152	638	198	912
92	92	386	120	552	157	157	659	204	942
95	95	399	124	570	162	162	680	211	972

Note * Testing load sees "Testing Load Table"
注*试验负荷见"试验负荷表"

肯特型梨形卸扣 KENTER TYPE PEAR SHAPED DETACHABLE CONNECTING LINK

MK0

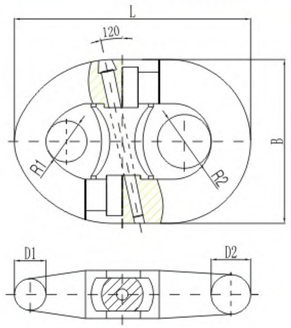



产品规格表3 Product Specification Table 3

d =nominal diameter of common link (mm)

d	D1	D2	B	L	R1	R2
50	50	63	260	375	33	43
52	52	65	270	390	34	44
54	54	68	281	405	35	46
56	56	70	291	420	36	48
58	58	73	302	435	38	49
60	60	75	312	450	39	51
62	62	78	322	465	40	53
64	64	80	333	480	42	54
66	66	83	343	495	43	56
68	68	85	354	510	44	58
70	70	88	364	525	46	60
73	73	91	380	548	47	62
76	76	95	395	570	49	65
78	78	98	406	585	51	66
81	81	101	421	608	53	69
84	84	105	437	630	55	71
87	87	109	452	653	57	74
90	90	113	468	675	59	77
92	92	115	478	690	60	78
95	95	119	494	713	62	81
97	97	121	504	728	63	82
100	100	125	520	750	65	85
102	102	128	530	765	66	87
105	105	131	546	788	68	89
107	107	134	556	803	70	91
111	111	139	577	833	72	94
114	114	143	593	855	74	97
117	117	146	608	878	76	99
120	120	150	624	900	78	102
122	122	153	634	915	79	104
124	124	155	645	930	81	105
127	127	159	660	953	83	108
130	130	163	676	975	85	111
132	132	165	686	990	86	112
137	137	171	712	1028	89	116
142	142	178	738	1065	92	121
147	147	184	764	1103	96	125
152	152	190	790	1140	99	129
157	157	196	816	1178	102	133
162	162	203	842	1215	105	138

Note * Testing load sees "Testing Load Table" 注*试验负荷见"试验负荷表"

末端卸扣 END SHACKLE

MD01

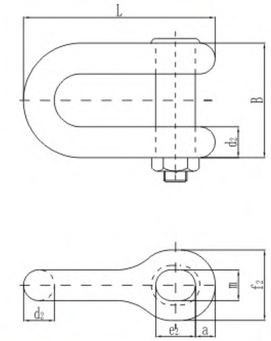

产品规格表4 Product Specification Table 4

d =nominal diameter of common link (mm)

d	d2	a	B	e2	f2	L	m	d	d2	a	B	e2	f2	L	m
50	70	45	260	90	155	435	70	97	136	87	504	175	301	844	136
52	73	47	270	94	161	452	73	100	140	90	520	180	310	870	140
54	76	49	281	97	167	470	76	102	143	92	530	184	316	887	143
56	78	50	291	101	174	487	78	105	147	95	546	189	326	914	147
58	81	52	302	104	180	505	81	107	150	96	556	193	332	931	150
60	84	54	312	108	186	522	84	111	155	100	577	200	344	966	155
62	87	56	322	112	192	539	87	114	160	103	593	205	353	992	160
64	90	58	333	115	198	557	90	117	164	105	608	211	363	1018	164
66	92	59	343	119	205	574	92	120	168	108	624	216	372	1044	168
68	95	61	354	122	211	592	95	122	171	110	634	220	378	1061	171
70	98	63	364	126	217	609	98	124	174	112	645	223	384	1079	174
73	102	66	380	131	226	635	102	127	178	114	660	229	394	1105	178
76	106	68	395	137	236	661	106	130	182	117	676	234	403	1131	182
78	109	70	406	140	242	679	109	132	185	119	686	238	409	1148	185
81	113	73	421	146	251	705	113	137	192	123	712	247	425	1192	192
84	118	76	437	151	260	731	118	142	199	128	738	256	440	1235	199
87	122	78	452	157	270	757	122	147	206	132	764	265	456	1279	206
90	126	81	468	162	279	783	126	152	213	137	790	274	471	1322	213
92	129	83	478	166	285	800	129	157	220	141	816	283	487	1366	220
95	133	86	494	171	295	827	133	162	227	146	842	292	502	1409	227

Note * Testing load sees "Testing Load Table"
注*试验负荷见"试验负荷表"

连接卸扣 JOINING SHACKLE

MD02

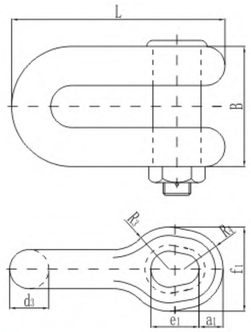



产品规格表5 Product Specification Table 5

d =nominal diameter of common link (mm)

d	d3	a1	B	e1	f1	L	R3	R4
50	65	40	200	80	140	355	30	25
52	68	42	208	83	146	369	31	26
54	70	43	216	86	151	383	32	27
56	73	45	224	90	157	398	34	28
58	75	46	232	93	162	412	35	29
60	78	48	240	96	168	426	36	30
62	81	50	248	99	174	440	37	31
64	83	51	256	102	179	454	38	32
66	86	53	264	106	185	469	40	33
68	88	54	272	109	190	483	41	34
70	91	56	280	112	196	497	42	35
73	95	58	292	117	204	518	44	37
76	99	61	304	122	213	540	46	38
78	101	62	312	125	218	554	47	39
81	105	65	324	130	227	575	49	41
84	109	67	336	134	235	596	50	42
87	113	70	348	139	244	618	52	44
90	117	72	360	144	252	639	54	45
92	120	74	368	147	258	653	55	46
95	124	76	380	152	266	675	57	48
97	126	78	388	155	272	689	58	49
100	130	80	400	160	280	710	60	50
102	133	82	408	163	286	724	61	51
105	137	84	420	168	294	746	63	53
107	139	86	428	171	300	760	64	54
111	144	89	444	178	311	788	67	56
114	148	91	456	182	319	809	68	57
117	152	94	468	187	328	831	70	59
120	156	96	480	192	336	852	72	60
122	159	98	488	195	342	866	73	61
124	161	99	496	198	347	880	74	62
127	165	102	508	203	356	902	76	64
130	169	104	520	208	364	923	78	65
132	172	106	528	211	370	937	79	66
137	178	110	548	219	384	973	82	69
142	185	114	568	227	398	1008	85	71
147	191	118	588	235	412	1044	88	74
152	198	122	608	243	426	1079	91	76
157	204	126	628	251	440	1115	94	79
162	211	130	648	259	454	1150	97	81

Note * Testing load sees "Testing Load Table" 注*试验负荷见"试验负荷表"

末端连接卸扣 END JOINING SHACKLE

MD03

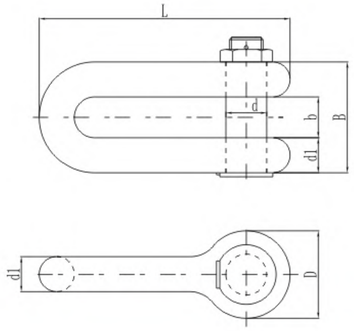

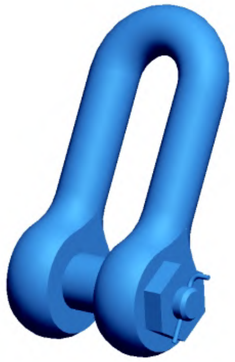

产品规格表6 Product Specification Table 6

d =nominal diameter of common link (mm)

d	d1	b	B	d	D	L
50	60	70	190	70	150	430
52	62	73	198	73	156	447
54	65	76	205	76	162	464
56	67	78	213	78	168	482
58	70	81	220	81	174	499
60	72	84	228	84	180	516
62	74	87	236	87	186	533
64	77	90	243	90	192	550
66	79	92	251	92	198	568
68	82	95	258	95	204	585
70	84	98	266	98	210	602
73	88	102	277	102	219	628
76	91	106	289	106	228	654
78	94	109	296	109	234	671
81	97	113	308	113	243	697
84	101	118	319	118	252	722
87	104	122	331	122	261	748
90	108	126	342	126	270	774
92	110	129	350	129	276	791
95	114	133	361	133	285	817
97	116	136	369	136	291	834
100	120	140	380	140	300	860
102	122	143	388	143	306	877
105	126	147	399	147	315	903
107	128	150	407	150	321	920
111	133	155	422	155	333	955
114	137	160	433	160	342	980
117	140	164	445	164	351	1006
120	144	168	456	168	360	1032
122	146	171	464	171	366	1049
124	149	174	471	174	372	1066
127	152	178	483	178	381	1092
130	156	182	494	182	390	1118
132	158	185	502	185	396	1135
137	164	192	521	192	411	1178
142	170	199	540	199	426	1221
147	176	206	559	206	441	1264
152	182	213	578	213	456	1307
157	188	220	597	220	471	1350
162	194	227	616	227	486	1393

Note * Testing load sees "Testing Load Table" 注*试验负荷见"试验负荷表"

绳卸扣 ROPE SHACKLE D TYPE

MD04

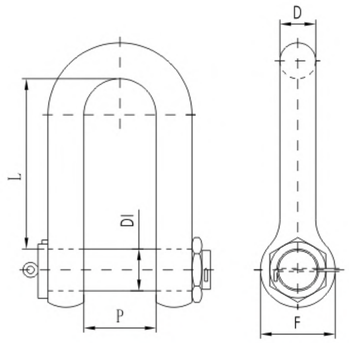



产品规格表7 Product Specification Table 7

(mm)

Size	D	L	P	F	D1	Material		BL（kN）
MBL 710T	105	545	215	230	125	R4	5485	6958
MBL 1096T	144	684	290	300	168	R4	8468	10741
MBL 1250T	160	600	310	330	180	R4	9657	12250
MBL 1400T	167	630	310	330	180	R4	10816	13720
MBL 1600T	190	800	380	380	215	R4	12361	15680
MBL 1800T	190	800	380	380	215	R5	13906	17640

转环 SWIVEL

MSW1

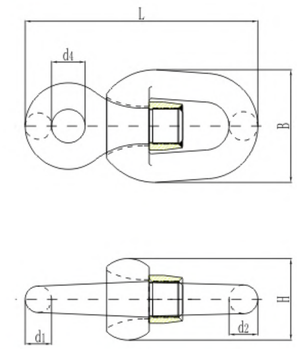



产品规格表8 Product Specification Table 8

d =nominal diameter of common link (mm)

d	d1	d2	B	d4	H	L	d	d1	d2	B	d4	H	L
12. 5	14	15	59	18	43	121	70	77	84	329	98	238	679
14	15	17	66	20	48	136	73	80	88	343	102	248	708
16	18	19	75	22	54	155	76	84	91	357	106	258	737
17.5	19	21	82	25	60	170	78	86	94	367	109	265	757
19	21	23	89	27	65	184	81	89	97	381	113	275	786
20.5	23	25	96	29	70	199	84	92	101	395	118	286	815
22	24	26	103	31	75	213	87	96	104	409	122	296	844
24	26	29	113	34	82	233	90	99	108	423	126	306	873
26	29	31	122	36	88	252	92	101	110	432	129	313	892
28	31	34	132	39	95	272	95	105	114	447	133	323	922
30	33	36	141	42	102	291	97	107	116	456	136	330	941
32	35	38	150	45	109	310	100	110	120	470	140	340	970
34	37	41	160	48	116	330	102	112	122	479	143	347	989
36	40	43	169	50	122	349	105	116	126	494	147	357	1019
38	42	46	179	53	129	369	107	118	128	503	150	364	1038
40	44	48	188	56	136	388	111	122	133	522	155	377	1077
42	46	50	197	59	143	407	114	125	137	536	160	388	1106
44	48	53	207	62	150	427	117	129	140	550	164	398	1135
46	51	55	216	64	156	446	120	132	144	564	168	408	1164
48	53	58	226	67	163	466	122	134	146	573	171	415	1183
50	55	60	235	70	170	485	124	136	149	583	174	422	1203
52	57	62	244	73	177	504	127	140	152	597	178	432	1232
54	59	65	254	76	184	524	130	143	156	611	182	442	1261
56	62	67	263	78	190	543	132	145	158	620	185	449	1280
58	64	70	273	81	197	563	137	151	164	644	192	466	1329
60	66	72	282	84	204	582	142	156	170	667	199	483	1377
62	68	74	291	87	211	601	147	162	176	691	206	500	1426
64	70	77	301	90	218	621	152	167	182	714	213	517	1474
66	73	79	310	92	224	640	157	173	188	738	220	534	1523
68	75	82	320	95	231	660	162	178	194	761	227	551	1571

Note * Testing load sees "Testing Load Table" 注*试验负荷见"试验负荷表"

A型转环卸扣 A-TYPE SWIVEL SHACKLE

MSW2

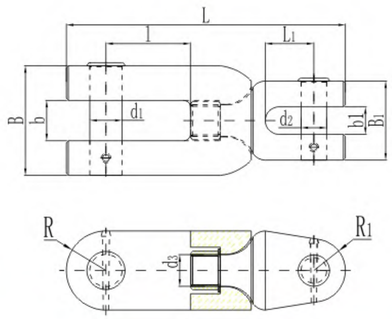

产品规格表9 Product Specification Table 9

d =nominal diameter of common link (mm)

d	Apply Size	L	B	B1	b	b1	R	R1	d3	d1		d2	l	L1
										M2	M3			
14	14	195	81	56	42	21	31	25	M20	34	36	18	45	39
17.5	16、17.5	264	95	64	51	24	35	28	M24	40	44	22	90	45
20.5	19、20.5	360	130	87	72	32	45	35	M33	54	56	28	100	55
24	22、24	377	143	94	80	34	48	37. 5	M36	58	60	31	140	61. 5
28	26、28	442	162	116	87	39	58	47	M42	62	68	36	157	73
32	30、32	493	185	124	89	45	62	53	M52	68	78	42	171	73
38	34、36、38	552	218	148	101	53	74	58	M56	76	82	49	185	94
42	40、42	615	243	164	110	59	82	66	M64	85	90	55	206	106
48	44、46、48	700	277	196	123	67	98	75	M76	90	98	62	235	118
52	50、52	782	298	202	133	73	109	88	M90	96	107	68	248	125
56	54、56	802	322	218	146	78	109	88	M90	102	110	73	258	135
62	58、60、62	877	356	252	157	88	126	100	M100	106	118	82	275	152
68	64、66、68	968	380	265	154	95	136	106	M110	116	128	88	320	150
76	70、73、76	1065	426	304	168	106	152	120	M120	125	136	100	325	184
81	78、81	1142	454	328	172	113	164	130	M130	132	145	105	340	183
87	84、87	1218	487	352	180	122	176	140	M140	138	152	113	360	214
95	90、92、95	1326	532	380	200	133	190	152	M150	148	160	124	400	231
102	97、100、102	1448	571	412	210	143	206	164	M165	156	168	133	440	253
107	105、107	1538	600	420	220	150	210	176	M175	162	178	140	475	269
117	111、114、117	1638	660	460	225	165	230	188	M190	168	184	154	491	315
122	120、122	1756	705	488	268	175	250	200	M190	190	190	165	510	284
127	124、127	1828	735	508	280	185	260	210	M200	200	200	170	530	296
132	130、132	1900	765	528	290	190	270	220	M205	205	205	178	550	307
137	137	1972	795	548	300	200	285	225	M210	210	210	185	575	319
142	142	2044	825	568	310	205	295	235	M215	215	215	190	595	330
147	147	2116	850	588	295	215	305	240	M220	220	220	198	615	342
152	152	2188	880	608	335	220	315	250	M225	225	225	205	635	354
157	157	2260	910	628	345	225	325	260	M235	235	235	210	660	365
162	162	2332	940	648	355	235	335	270	M240	240	240	218	680	377

Note * Testing load sees "Testing Load Table" 注*试验负荷见“试验负荷表”

B型转环卸扣 B-TYPE SWIVEL SHACKLE

MSW3

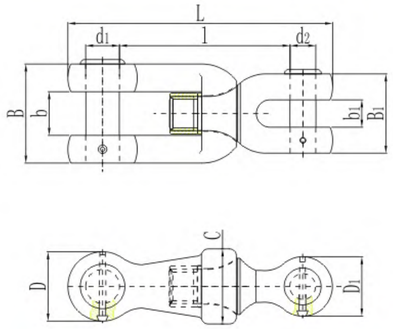

产品规格表10 Product Specification Table 10

d =nominal diameter of common link (mm)

Size	Apply Size	L	l	B	b	B1	b1	D	D1	d1	d2	C
70	70	935	602	350	154	280	98	245	210	119	91	266
73	73	975	628	365	161	292	102	255	219	124	95	277
76	76	1015	654	380	167	304	106	266	228	130	99	289
78	78	1042	671	390	172	312	109	273	234	133	101	296
81	81	1082	697	405	178	324	113	286	243	138	105	308
84	84	1122	722	420	185	336	118	294	252	142	109	319
87	87	1162	748	435	191	348	122	305	261	148	113	331
90	90	1202	774	450	198	360	126	315	270	153	117	342
92	92	1229	791	460	202	368	129	322	276	156	120	350
95	95	1269	817	475	209	380	133	333	285	162	124	361
97	97	1296	834	485	213	388	136	340	291	165	126	369
100	100	1336	860	500	220	400	140	350	300	170	130	380
102	102	1363	877	510	224	408	143	357	306	173	133	388
105	105	1403	903	525	231	420	147	368	315	178	137	399
107	107	1430	920	535	235	428	150	375	321	182	139	407
111	111	1483	955	555	244	444	155	389	333	189	144	422
114	114	1523	980	570	251	456	160	399	342	194	148	433
117	117	1563	1006	585	257	468	164	410	351	199	152	445
120	120	1699	1104	600	264	480	168	408	338	204	156	456
122	122	1727	1122	610	268	488	171	415	344	207	158	464
124	124	1755	1140	620	273	496	174	422	350	210	161	471
127	127	1798	1168	635	279	508	178	435	358	216	165	482
130	130	1840	1196	650	286	520	182	442	366	221	169	494
132	132	1869	1214	660	290	528	185	448	372	224	172	502
137	137	1940	1260	685	301	548	192	466	386	233	178	520
142	142	2010	1306	710	312	568	199	482	400	241	185	540
147	147	2080	1352	735	323	588	206	500	415	250	191	558
152	152	2152	1398	760	334	608	213	516	428	258	198	578
157	157	2223	1444	785	345	628	220	534	442	267	204	596
162	162	2294	1490	810	356	648	227	550	456	275	210	616

Note * Testing load sees "Testing Load Table" 注*试验负荷见“试验负荷表”

C型卸扣 C TYPE SHAPED DETACHABLE CONNECTING LINK MC01

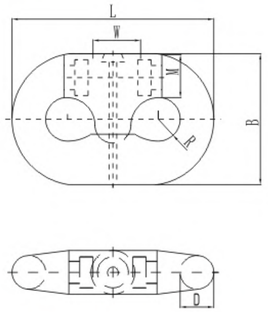



表11 Table 11

Grade	M3	R3	R3S	R4
Material	R4	R4	R5	R5

产品规格表11 Product Specification Table 11

d =nominal diameter of common link (mm)

D	d	B	K	L	M	R	W	D	d	B	K	L	M	R	W
50	50	205	65	300	65	33	59	97	97	398	126	582	126	63	114
52	52	213	68	312	68	34	61	100	100	410	130	600	130	65	118
54	54	221	70	324	70	35	64	102	102	418	133	612	133	66	120
56	56	230	73	336	73	36	66	105	105	431	137	630	137	68	124
58	58	238	75	348	75	38	68	107	107	439	139	642	139	70	126
60	60	246	78	360	78	39	71	111	111	455	144	666	144	72	131
62	62	254	81	372	81	40	73	114	114	467	148	684	148	74	135
64	64	262	83	384	83	42	76	117	117	480	152	702	152	76	138
66	66	271	86	396	86	43	78	120	120	492	156	720	156	78	142
68	68	279	88	408	88	44	80	122	122	500	159	732	159	79	144
70	70	287	91	420	91	46	83	124	124	508	161	744	161	81	146
73	73	299	95	438	95	47	86	127	127	521	165	762	165	83	150
76	76	312	99	456	99	49	90	130	130	533	169	780	169	85	153
78	78	320	101	468	101	51	92	132	132	541	172	792	172	86	156
81	81	332	105	486	105	53	96	137	137	562	178	822	178	89	162
84	84	344	109	504	109	55	99	142	142	582	185	852	185	92	168
87	87	357	113	522	113	57	103	147	147	603	191	882	191	96	173
90	90	369	117	540	117	59	106	152	152	623	198	912	198	99	179
92	92	377	120	552	120	60	109	157	157	644	204	942	204	102	185
95	95	390	124	570	124	62	112	162	162	664	211	972	211	105	191

Note * Testing load sees"Testing Load Table" 注*试验负荷见"试验负荷表"

梨形卸扣 C TYPE PEAR SHAPED DETACHABLE CONNECTING LINK MC02

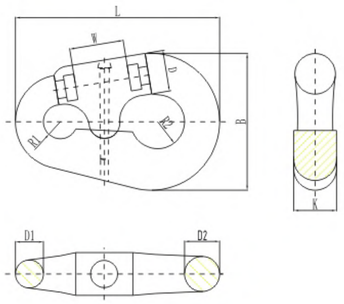



产品规格表12 Product Specification Table 12

(mm)

NO.	Size	D1	D2	L	B	W	C	D
4#	32-40	40	49	302	206	83	52	58
5#	42-51	51	68	381	267	100	61	77
6#	52-60	60	81	462	315	113	75	90
7#	62-79	79	99	577	387	153	90	116
8#	81-92	92	120	658	472	155	112	150
9#	94-95	98	130	700	492	159	124	160
10#	97-102	121	168	900	580	194	148	180
11#	103-108	127	175	940	610	205	156	200

产品规格表12 Product Specification Table 12

(mm)

NO.	Size	R1	R2	K	Material	PL	BL
4#	32-40	26	43	63	R4	1411kN	1789kN
5#	42-51	32	52	77	R4	2243kN	2845kN
6#	52-60	38	65	94	R4	3049kN	3867kN
7#	62-79	48	76	121	R4	5080kN	6444kN
8#	81-92	57	89	150	R4	6699kN	8498kN
9#	94-95	57	89	160	R4	7096kN	9002kN
10#	97-102	73	108	194	R4	8055kN	10217kN
11#	103-108	76	111	203	R4	8195kN	10395kN

三眼板 TRIANGLE PLATE STRAIGHT TYPE

MP01

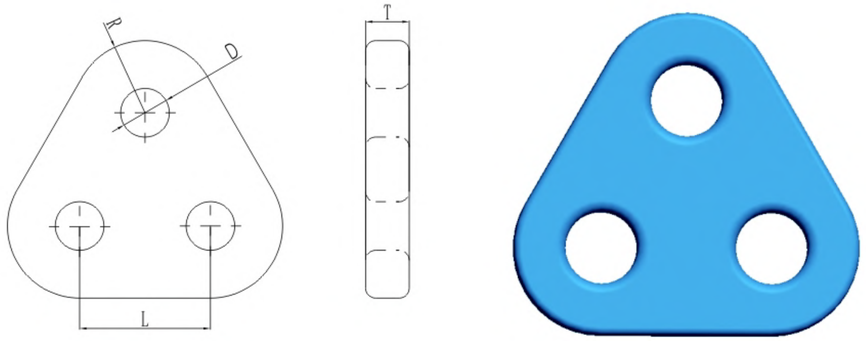

产品规格表13 Product Specification Table 13

d =nominal diameter of common link (mm)

d	D	L	R	T	d	D	L	R	T
50	73	195	108	65	97	141	378	209	126
52	75	203	112	68	100	145	390	215	130
54	78	211	116	70	102	148	398	219	133
56	81	218	120	73	105	152	410	226	137
58	84	226	125	75	107	155	417	230	139
60	87	234	129	78	111	161	433	239	144
62	90	242	133	81	114	165	445	245	148
64	93	250	138	83	117	170	456	252	152
66	96	257	142	86	120	174	468	258	156
68	99	265	146	88	122	177	476	262	159
70	102	273	151	91	124	180	484	267	161
73	106	285	157	95	127	184	495	273	165
76	110	296	163	99	130	189	507	280	169
78	113	304	168	101	132	191	515	284	172
81	117	316	174	105	137	199	534	295	178
84	122	328	181	109	142	206	554	305	185
87	126	339	187	113	147	213	573	316	191
90	131	351	194	117	152	220	593	327	198
92	133	359	198	120	157	228	612	338	204
95	138	371	204	124	162	235	632	348	211

Note * Testing load sees "Testing Load Table" 注*试验负荷见"试验负荷表"

三眼板 TRIANGLE PLATE CURVED TYPE

MP02

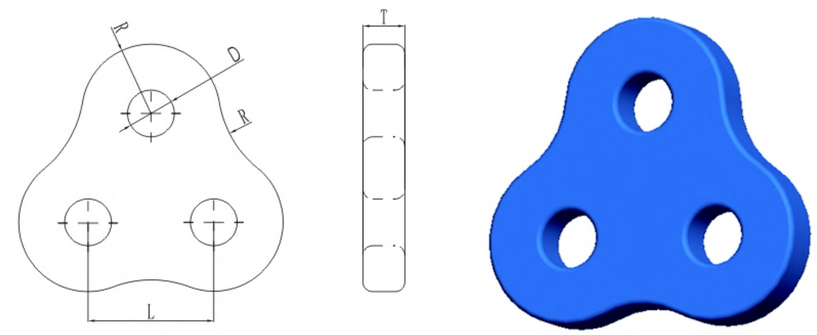

产品规格表14 Product Specification Table 14

d =nominal diameter of common link (mm)

d	D	L	R	T	d	D	L	R	T
50	73	195	108	65	97	141	378	209	126
52	75	203	112	68	100	145	390	215	130
54	78	211	116	70	102	148	398	219	133
56	81	218	120	73	105	152	410	226	137
58	84	226	125	75	107	155	417	230	139
60	87	234	129	78	111	161	433	239	144
62	90	242	133	81	114	165	445	245	148
64	93	250	138	83	117	170	456	252	152
66	96	257	142	86	120	174	468	258	156
68	99	265	146	88	122	177	476	262	159
70	102	273	151	91	124	180	484	267	161
73	106	285	157	95	127	184	495	273	165
76	110	296	163	99	130	189	507	280	169
78	113	304	168	101	132	191	515	284	172
81	117	316	174	105	137	199	534	295	178
84	122	328	181	109	142	206	554	305	185
87	126	339	187	113	147	213	573	316	191
90	131	351	194	117	152	220	593	327	198
92	133	359	198	120	157	228	612	338	204
95	138	371	204	124	162	235	632	348	211

Note * Testing load sees "Testing Load Table" 注*试验负荷见"试验负荷表"

弓形卸扣 WAITING HOOK SHACKLE

MB01

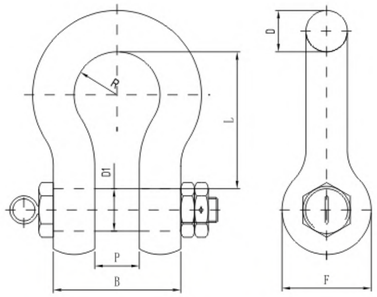



产品规格表15 Product Specification Table 15

(mm)

Size	D	D1	L	B	P
KS 40	130	133	430	400	140
KS 50	170	170	680	510	170

Size	R	F	Material	PL	BL
KS 40	135	280	R4	7096kN	9001kN
KS 50	200	355	R4	10700kN	13590kN

H卸扣 JOINING SHACKLE TYPE "H"

MHL1

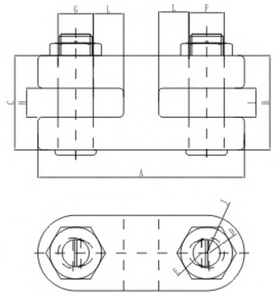



产品规格表16 Product Specification Table 16

d =nominal diameter of common link (mm)

d	A	B	C	D	E	F	G	H	I	J	L
50	410	188	188	30	25	70	70	58	58	75	60
52	426	195	195	31	26	73	73	60	60	78	62
54	443	203	203	32	27	76	76	62	62	81	65
56	459	210	210	34	28	78	78	64	64	84	67
58	476	218	218	35	29	81	81	67	67	87	70
60	492	225	225	36	30	84	84	69	69	90	72
62	508	233	233	37	31	87	87	71	71	93	74
64	525	240	240	38	32	90	90	74	74	96	77
66	541	248	248	40	33	92	92	76	76	99	79
68	558	255	255	41	34	95	95	78	78	102	82
70	574	263	263	42	35	98	98	81	81	105	84
73	599	274	274	44	37	102	102	84	84	110	88
76	623	285	285	46	38	106	106	87	87	114	91
78	640	293	293	47	39	109	109	90	90	117	94
81	664	304	304	49	41	113	113	93	93	122	97
84	689	315	315	50	42	118	118	97	97	126	101
87	713	326	326	52	44	122	122	100	100	131	104
90	738	338	338	54	45	126	126	104	104	135	108
92	754	345	345	55	46	129	129	106	106	138	110
95	779	356	356	57	48	133	133	109	109	143	114
97	795	364	364	58	49	136	136	112	112	146	116
100	820	375	375	60	50	140	140	115	115	150	120
102	836	383	383	61	51	143	143	117	117	153	122
105	861	394	394	63	53	147	147	121	121	158	126
107	877	401	401	64	54	150	150	123	123	161	128
111	910	416	416	67	56	155	155	128	128	167	133
114	935	428	428	68	57	160	160	131	131	171	137
117	959	439	439	70	59	164	164	135	135	176	140
120	984	450	450	72	60	168	168	138	138	180	144
122	1000	458	458	73	61	171	171	140	140	183	146
124	1017	465	465	74	62	174	174	143	143	186	149
127	1041	476	476	76	64	178	178	146	146	191	152
130	1066	488	488	78	65	182	182	150	150	195	156
132	1082	495	495	79	66	185	185	152	152	198	158
137	1123	514	514	82	69	192	192	158	158	206	164
142	1164	533	533	85	71	199	199	163	163	213	170
147	1205	551	551	88	74	206	206	169	169	221	176
152	1246	570	570	91	76	213	213	175	175	228	182
157	1287	589	589	94	79	220	220	181	181	236	188
162	1328	608	608	97	81	227	227	186	186	243	194

Note * Testing load sees "Testing Load Table" 注*试验负荷见“试验负荷表”

H卸扣 JOINING SHACKLE TYPE "H"

MHL2

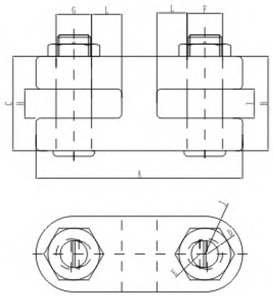



产品规格表17 Product Specification Table 17

d =nominal diameter of common link (mm)

d	A	B	C	D	E	F	G	H	I	J	L
50	425	175	175	30	25	75	75	65	65	63	65
52	442	182	182	31	26	78	78	68	68	65	68
54	459	189	189	32	27	71	71	70	70	68	70
56	476	196	196	34	28	84	84	73	73	70	73
58	493	203	203	35	29	87	87	75	75	73	75
60	510	210	210	36	30	90	90	78	78	75	78
62	527	217	217	37	31	93	93	81	81	78	81
64	544	224	224	38	32	96	96	83	83	80	83
66	561	231	231	40	33	99	99	86	86	83	86
68	578	238	238	41	34	102	102	88	88	85	88
70	595	245	245	42	35	105	105	91	91	88	91
73	621	256	256	44	37	110	110	95	95	91	95
76	646	266	266	46	38	114	114	99	99	95	99
78	663	273	273	47	39	117	117	101	101	98	101
81	689	284	284	49	41	122	122	105	105	101	105
84	714	294	294	50	42	126	126	109	109	105	109
87	740	305	305	52	44	131	131	113	113	109	113
90	765	315	315	54	45	135	135	117	117	113	117
92	782	322	322	55	46	138	138	120	120	115	120
95	808	333	333	57	48	143	143	124	124	119	124
97	825	340	340	58	49	146	146	126	126	121	126
100	850	350	350	60	50	150	150	130	130	125	130
102	867	357	357	61	51	153	153	133	133	128	133
105	893	368	368	63	53	158	158	137	137	131	137
107	910	375	375	64	54	161	161	139	139	134	139
111	944	389	389	67	56	167	167	144	144	139	144
114	969	399	399	68	57	171	171	148	148	143	148
117	995	410	410	70	59	176	176	152	152	146	152
120	1020	420	420	72	60	180	180	156	156	150	156
122	1037	427	427	73	61	183	183	159	159	153	159
124	1054	434	434	74	62	186	186	161	161	155	161
127	1080	445	445	76	64	191	191	165	165	159	165
130	1105	455	455	78	65	195	195	169	169	163	169
132	1122	462	462	79	66	198	198	172	172	165	172
137	1165	480	480	82	69	206	206	178	178	171	178
142	1207	497	497	85	71	213	213	185	185	178	185
147	1250	515	515	88	74	221	221	191	191	184	191
152	1292	532	532	91	76	228	228	198	198	190	198
157	1335	550	550	94	79	236	236	204	204	196	204
162	1377	567	567	97	81	243	243	211	211	203	211

Note * Testing load sees "Testing Load Table" 注*试验负荷见"试验负荷表"

系泊钩 HOOK

MHK1

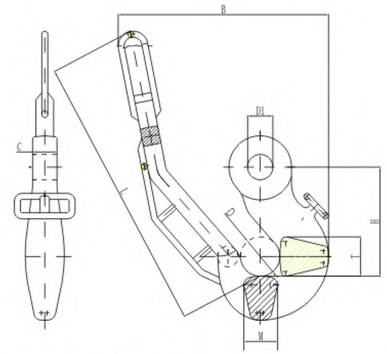

产品规格表18 Product Specification Table 18 (mm)

Size	L	B	H	C	D	D1
KS 40	1415	1106	578	130	200	135
KS 50	1397	946	588	163	180	170

Size	T	M	Material	PL(kN)	BL(kN)
KS 40	200	170	SAE4340	7096	9001
KS 50	245	200	SAE4340	10700	13573

缆绳卸扣 ROPE SHACKLE LINK

ML01

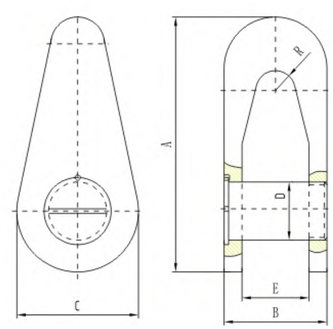

产品规格表19 Product Specification Table 19 (mm)

Size	A	B	C	D	E	R	Material	PL(kN)	BL(kN)
90T	285	115	136	65	75	22	R4	539	882
120T	324	142	150	75	90	28	R4	686	1176
180T	350	184	160	85	120	30	R4	931	1764
300T	447	216	190	110	146	36	R4	980	2940

安装环 INSTALLATION CONNECTING LINK

ML02

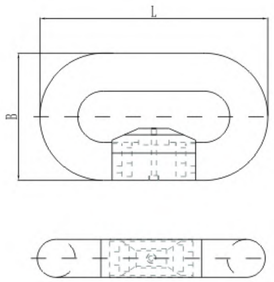

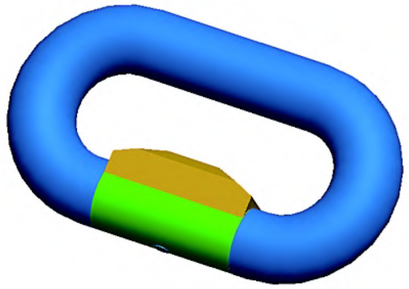

产品规格表20 Product Specification Table 20

d =nominal diameter of common link (mm)

d	B	D	L	d	B	D	L
50	168	50	300	97	325	97	582
52	174	52	312	100	335	100	600
54	181	54	324	102	342	102	612
56	188	56	336	105	352	105	630
58	194	58	348	107	358	107	642
60	201	60	360	111	372	111	666
62	208	62	372	114	382	114	684
64	214	64	384	117	392	117	702
66	221	66	396	120	402	120	720
68	228	68	408	122	409	122	732
70	235	70	420	124	415	124	744
73	245	73	438	127	425	127	762
76	255	76	456	130	436	130	780
78	261	78	468	132	442	132	792
81	271	81	486	137	459	137	822
84	281	84	504	142	476	142	852
87	291	87	522	147	492	147	882
90	302	90	540	152	509	152	912
92	308	92	552	157	526	157	942
95	318	95	570	162	543	162	972

安装环 INSTALLATION CONNECTING LINK

ML02

Installation connecting link test Load Table 21

(kN)

d	Grade R3		Grade R3S		Grade R4		Grade R4S		Grade R5	
	Proof	Break	Proof	Break	Proof	Break	Proof	Break	Proof	Break
50	584	835	674	932	809	1026	899	1138	940	1198
52	630	901	727	1006	873	1107	970	1228	1014	1293
54	678	969	782	1082	939	1191	1043	1321	1091	1391
56	728	1040	840	1161	1007	1278	1119	1418	1171	1492
58	779	1113	898	1243	1078	1368	1198	1517	1253	1597
60	831	1188	959	1327	1151	1460	1279	1620	1338	1705
62	886	1266	1022	1414	1226	1556	1362	1726	1425	1817
64	941	1346	1086	1503	1304	1654	1448	1835	1515	1931
66	999	1428	1153	1594	1383	1754	1537	1947	1607	2049
68	1058	1512	1221	1688	1465	1858	1627	2061	1702	2170
70	1118	1599	1290	1785	1548	1964	1721	2179	1799	2294
73	1212	1732	1398	1934	1678	2129	1865	2362	1950	2486
76	1309	1871	1510	2089	1812	2299	2014	2551	2106	2685
78	1375	1966	1587	2195	1904	2416	2116	2680	2213	2821
81	1478	2113	1705	2359	2046	2596	2274	2880	2378	3032
84	1584	2264	1827	2528	2193	2782	2437	3086	2548	3249
87	1693	2420	1953	2702	2344	2973	2604	3299	2724	3472
90	1805	2580	2083	2881	2499	3170	2777	3517	2904	3703
92	1882	2690	2171	3003	2605	3305	2895	3667	3027	3860
95	1999	2858	2307	3191	2768	3511	3075	3895	3216	4100
97	2079	2972	2399	3318	2879	3652	3198	4051	3345	4265
100	2201	3147	2540	3514	3048	3867	3387	4290	3542	4516
102	2285	3266	2636	3647	3164	4013	3515	4452	3676	4687
105	2412	3448	2783	3850	3340	4237	3711	4701	3881	4948
107	2499	3572	2883	3989	3460	4389	3844	4870	4021	5126
111	2676	3825	3088	4271	3705	4700	4117	5215	4305	5489
114	2812	4020	3245	4488	3894	4939	4326	5480	4524	5768
117	2951	4218	3405	4710	4086	5183	4540	5750	4748	6053
120	3092	4421	3568	4936	4282	5432	4758	6026	4976	6344
122	3188	4558	3679	5089	4415	5600	4905	6213	5130	6540
124	3286	4697	3791	5244	4549	5771	5055	6403	5286	6740
127	3433	4908	3962	5480	4754	6030	5282	6691	5524	7043
130	3584	5123	4135	5720	4962	6295	5514	6984	5766	7351
132	3686	5268	4253	5883	5103	6473	5670	7182	5930	7560
137	3945	5639	4552	6296	5462	6929	6069	7687	6347	8092
142	4211	6019	4859	6721	5830	7396	6478	8206	6775	8637
147	4483	6409	5173	7156	6208	7875	6898	8737	7214	9197
152	4762	6808	5495	7602	6594	8365	7327	9281	7663	9769
157	5048	7216	5824	8057	6989	8866	7766	9836	8122	10354
162	5339	7632	6160	8522	7392	9377	8214	10404	8590	10952

A浮筒卸扣 BUOY SHACKLE (A)

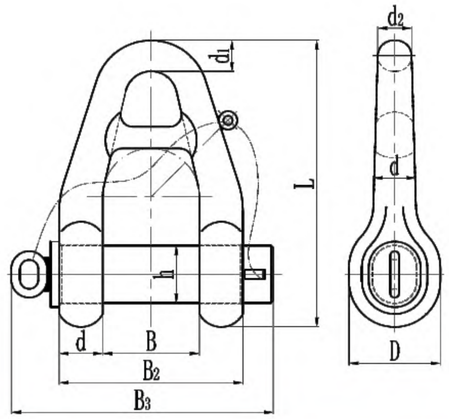

产品规格表 22 Product Specification Table 22

d =nominal diameter of common link (mm)

Size	d	L±2.5%	B±2.5%	D±2.5%	B3	h	d1	d2	B2	Size	d	L±2.5%	B±2.5%	D±2.5%	B3	h	d1	d2	B2
20. 5	31	213	80	61	201	44	20.5	23	142	68	95	617	200	200	552	125	68	75	390
22	33	229	86	66	216	47	22	25	152	70	98	628	200	207	570	127	70	77	396
24	36	250	94	72	235	51	24	27	166	73	103	645	200	215	582	132	73	80	406
26	39	271	102	78	255	55	26	29	180	76	106	663	200	223	594	137	76	84	412
28	42	291	110	84	275	59	28	31	194	78	109	675	200	230	606	140	78	86	418
30	45	312	118	90	294	64	30	34	208	81	112	697	200	242	624	146	81	89	424
2	48	333	126	96	314	68	32	36	222	84	115	716	200	251	639	152	84	93	430
34	52	354	130	102	333	72	34	38	234	87	118	735	200	259	648	158	87	96	436
36	54	375	142	107	353	76	36	40	250	90	122	753	200	267	660	164	90	99	444
38	56	395	150	113	372	80	38	42	262	92	125	770	210	272	695	168	92	102	460
40	58	406	150	118	375	83	40	44	266	95	129	795	220	282	717	174	95	105	478
42	59	416	150	125	379	85	42	46	268	97	132	812	220	288	732	177	97	107	484
44	62	427	150	130	396	88	44	48	274	100	136	837	220	297	754	183	100	110	492
46	64	438	150	136	401	90	46	51	278	102	139	854	220	303	768	186	102	113	498
48	67	458	160	141	421	92	48	53	294	105	143	879	220	312	790	192	105	116	506
50	70	470	160	148	430	95	50	55	300	107	145	896	220	318	805	195	107	118	510
52	73	490	170	153	450	98	52	57	316	111	151	929	220	330	834	203	111	123	522
54	76	504	170	161	457	101	54	59	322	114	155	954	240	339	876	208	114	126	550
56	78	524	180	165	477	104	56	62	336	117	159	979	240	348	898	214	117	129	558
58	81	538	180	172	492	108	58	64	342	120	163	1004	240	356	920	219	120	132	566
60	84	549	180	177	500	111	60	66	348	122	166	1021	240	362	935	223	122	135	572
62	87	561	180	184	508	115	62	68	354	124	168	1038	240	368	950	226	124	137	577
64	90	594	200	189	537	119	64	70	380	127	173	1063	250	377	982	232	127	140	596
66	92	606	200	195	545	122	66	73	384	130	177	1088	250	386	1004	237	130	143	604

Note * Testing load sees "Testing Load Table" 注*试验负荷见"试验负荷表"

B 浮筒卸扣 BUOY SHACKLE (B)



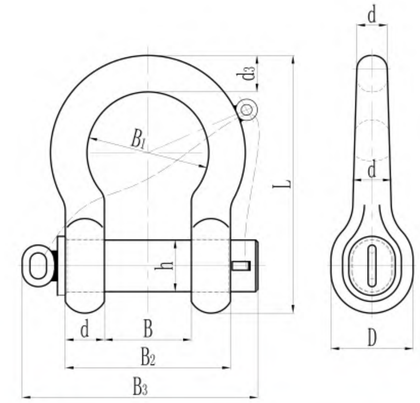

产品规格表 23 Product Specification Table 23

d =nominal diameter of common link (mm)

Size	d	L±2.5%	B±2.5%	D±2.5%	B3	h	B1	d3	B2	Size	d	L±2.5%	B±2.5%	D±2.5%	B3	h	B1	d3	B2
20.5	31	203	80	61	161	44	82	33	142	76	106	615	200	223	594	137	250	113	412
22	33	218	86	66	176	47	112	38	152	78	109	625	200	230	606	140	250	116	418
24	36	237	94	72	195	51	112	38	166	81	112	641	200	242	624	146	250	119	424
26	39	257	102	78	215	55	112	41	180	84	115	655	200	251	639	152	250	122	430
28	42	277	110	84	235	59	112	45	194	87	118	670	200	259	648	158	250	127	436
30	45	296	118	90	274	64	144	48	208	90	122	684	200	267	660	164	250	130	444
32	48	316	126	96	294	68	144	51	222	92	125	700	210	272	695	168	275	133	460
34	52	336	130	102	313	72	144	54	234	95	129	722	220	282	717	174	275	138	478
36	54	356	142	107	332	76	144	57	250	97	132	738	220	288	732	177	275	141	484
38	56	375	150	113	372	80	188	60	262	100	136	760	220	297	754	183	275	145	492
40	58	384	150	118	375	83	188	62	266	102	139	776	220	303	768	186	275	148	498
42	59	394	150	125	379	85	188	63	268	105	143	798	220	312	790	192	275	152	506
44	62	401	150	130	396	88	188	66	274	107	145	814	220	318	805	195	275	155	510
46	64	410	150	136	401	90	188	69	278	111	151	844	220	330	834	203	275	161	522
48	67	429	160	141	421	92	200	72	294	114	155	867	240	339	876	208	300	165	550
50	70	440	160	148	430	95	200	75	300	117	159	890	240	348	898	214	300	169	558
52	73	460	170	153	450	98	213	78	316	120	163	912	240	356	920	219	300	174	566
54	76	472	170	161	457	101	213	81	322	122	166	928	240	362	935	223	300	177	572
56	78	491	180	165	477	104	225	84	336	124	168	943	240	368	950	226	300	180	576
58	81	503	180	172	492	108	225	87	342	127	173	966	250	377	982	232	313	184	596
60	84	513	180	177	500	111	225	90	348	130	177	988	250	386	1004	237	313	188	604
62	87	525	180	184	508	115	225	93	354	132	180	1003	250	392	1019	241	330	192	610
64	90	556	200	189	537	119	250	96	380	137	186	1041	250	407	1049	250	330	199	622
66	92	566	200	195	545	122	250	99	384	142	193	1079	250	422	1076	259	348	206	636
68	95	576	200	200	552	125	250	102	390	147	200	1117	250	437	1106	268	348	213	650
70	98	586	200	207	570	127	250	105	396	152	207	1155	270	451	1155	277	372	221	684
73	103	601	200	215	582	132	250	109	406										

Note * Testing load sees "Testing Load Table" 注*试验负荷见"试验负荷表"

眼板 PLATE

CCA

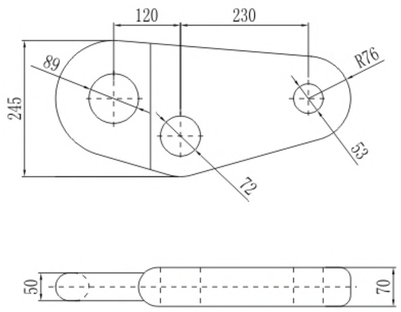



Triangular Plate2 眼板

安全负荷	拉力负荷	破断负荷	材料	S.W.L	PR.LOAD	BR.LOAD	MATERIAL
412kN	579kN	824kN	三级	412kN	579kN	824kN	GRADE 3

卸扣 SWL 42T SHACKLE 42T

CCA

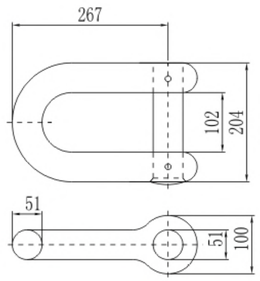



42T SWL Shackle 卸扣

安全负荷	拉力负荷	破断负荷	材料	S.W.L	PR.LOAD	BR.LOAD	MATERIAL
412kN	579kN	824kN	三级	412kN	579kN	824kN	GRADE 3

眼板 PLATE

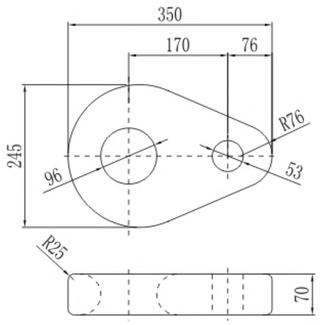



Oblong Plate 眼板

安全负荷	拉力负荷	破断负荷	材料	S.W.L	PR.LOAD	BR.LOAD	MATERIAL
412kN	579kN	824kN	三级	412kN	579 kN	824kN	GRADE 3

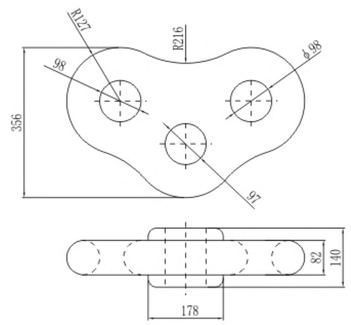

Triangular Plate 1 眼板

安全负荷	拉力负荷	破断负荷	材料	S.W.L	PR.LOAD	BR.LOAD	MATERIAL
1960kN	3009kN	4293kN	三级	1960kN	3009kN	4293kN	GRADE 3